

UI GreenMetric World University Ranking



Home	About	Ranking	Universities	Get Involved	News & Events
Downloads	Archive				

















Ranking By Campus Setting :

Type of Higher Education Institution :












World Ranking 2012

















University	Country	Country Name	Ranking	Total Score	Setting And Infrastructure	Energy and Climate Change	Waste	Water	Transportation	Educator
University of Connecticut		US	1	7,569.39	643.65	1,670.00	1,350.00	1,000.00	1,375.00	1,530.74
University of Nottingham		UK	2	7,375.59	610.75	2,100.00	1,575.00	990.00	1,575.00	524.84
University College Cork National University of Ireland		Ireland	3	7,301.84	614.64	1,965.00	1,575.00	1,000.00	1,575.00	572.20
Northeastern University		US	4	7,264.07	689.92	1,980.00	1,650.00	1,000.00	1,425.00	519.15
University of Plymouth		UK	5	6,798.51	305.22	1,820.00	1,425.00	1,000.00	1,500.00	748.29
Universite de Sherbrooke		Canada	6	6,796.90	734.28	1,770.00	1,500.00	1,000.00	1,325.00	467.62
University of California, Los Angeles		US	7	6,787.36	601.97	1,645.00	1,575.00	1,000.00	1,475.00	490.39
University of North Carolina, Chapel Hill		US	8	6,766.29	492.67	1,830.00	1,575.00	980.00	1,450.00	438.62
University of Bath		UK	9	6,736.68	780.27	1,770.00	1,425.00	1,000.00	1,250.00	511.41
University of California Merced		US	10	6,725.26	689.40	1,860.00	1,425.00	875.00	1,450.00	425.86















University	Country	Country Name	Ranking	Total Score	Setting And Infrastructure	Energy and Climate Change	Waste	Water	Transportation	Educator
Washington University Saint Louis		US	11	6,647.59	537.85	1,830.00	1,500.00	750.00	1,575.00	454.74
Linkoping University		Sweden	12	6,647.18	500.45	1,775.00	1,575.00	1,000.00	1,325.00	471.73
University of Sussex		UK	13	6,639.16	732.10	1,425.00	1,425.00	1,000.00	1,625.00	432.06
University of Ottawa		Canada	14	6,625.46	414.02	1,700.00	1,500.00	1,000.00	1,525.00	486.44
York University		Canada	15	6,620.06	499.10	1,785.00	1,575.00	875.00	1,450.00	435.96
University of California, Berkeley		US	16	6,601.95	508.63	1,770.00	1,425.00	875.00	1,550.00	473.32
University of California, Davis		US	17	6,589.30	684.57	1,830.00	1,425.00	750.00	1,400.00	499.73
Bangor University		UK	18	6,580.59	880.59	1,745.00	1,500.00	995.00	825.00	635.00
Universiti Putra Malaysia		Malaysia	19	6,570.03	1,023.62	1,520.00	1,275.00	875.00	1,225.00	651.41
Tel Aviv University		Israel	20	6,564.33	481.88	1,560.00	1,500.00	1,000.00	1,525.00	497.45
Universitat fur Bodenkultur Wien		Austria	21	6,546.26	466.26	1,755.00	1,575.00	810.00	1,000.00	940.00
University of Bradford		UK	22	6,445.94	550.94	1,495.00	1,575.00	995.00	1,425.00	405.00
University of Washington		US	23	6,430.12	642.27	1,515.00	1,500.00	875.00	1,350.00	547.85
National Taipei University of Technology		Taiwan	24	6,384.91	752.08	1,360.00	1,500.00	872.50	1,400.00	500.33
Universitas Indonesia		Indonesia	25	6,338.14	981.40	1,635.00	1,125.00	475.00	1,475.00	646.74
Virginia Commonwealth University		US	26	6,318.55	871.10	1,665.00	1,350.00	875.00	1,175.00	382.45
Institut Pertanian Bogor		Indonesia	27	6,317.35	750.10	1,255.00	1,275.00	875.00	1,325.00	837.25

















University	Country	Country Name	Ranking	Total Score	Setting And Infrastructure	Energy and Climate Change	Waste	Water	Transportation	Educator
Asia University, Taiwan		Taiwan	28	6,298.95	883.27	1,595.00	1,350.00	750.00	1,225.00	495.68
National University of Singapore		Singapore	29	6,294.73	517.81	1,460.00	1,425.00	1,000.00	1,375.00	516.92
Universidad de Alcala		Spain	30	6,278.85	594.07	1,470.00	1,500.00	975.00	1,275.00	464.78
Yuan Ze University		Taiwan	31	6,277.44	646.08	1,860.00	1,575.00	550.00	1,225.00	421.36
National Pingtung University of Science & Technology		Taiwan	32	6,252.94	764.13	1,545.00	1,500.00	875.00	950.00	618.81
National Chiao Tung University		Taiwan	33	6,229.93	566.48	1,445.00	1,575.00	1,000.00	1,200.00	443.45
National Dong Hwa University		Taiwan	34	6,225.22	791.08	1,210.00	1,350.00	975.00	1,475.00	424.14
University of Warwick		UK	35	6,215.29	500.71	1,695.00	1,350.00	675.00	1,425.00	569.58
Mahidol University		Thailand	36	6,208.39	739.19	1,560.00	1,350.00	865.00	1,375.00	319.20
Escuela Superior Politecnica del Litoral		Ecuador	37	6,144.96	1,098.42	1,220.00	1,350.00	875.00	1,100.00	501.54
King Mongkut's University of Technology Thonburi		Thailand	38	6,138.89	738.81	1,390.00	1,275.00	775.00	1,475.00	485.08
Universidad Politecnica De Valencia		Spain	39	6,118.67	311.08	1,720.00	1,575.00	725.00	1,350.00	437.59
University of Kent		UK	40	6,096.17	545.38	1,500.00	1,275.00	1,000.00	1,350.00	425.79
Chulalongkorn University		Thailand	41	6,093.24	472.89	1,605.00	1,350.00	850.00	1,325.00	490.35
Laval University		Canada	42	6,087.58	681.54	1,605.00	1,425.00	1,000.00	975.00	401.04
Da Yeh University		Taiwan	43	6,059.52	595.07	1,630.00	1,200.00	713.00	1,500.00	421.45
Kasetsart University		Thailand	44	6,003.25	560.00	1,540.00	1,350.00	550.00	1,375.00	628.25











University	Country	Country Name	Ranking	Total Score	Setting And Infrastructure	Energy and Climate Change	Waste	Water	Transportation	Educator
Indiana University Bloomington		US	45	6,001.76	540.20	1,395.00	1,275.00	1,000.00	1,300.00	491.56
University of South Florida		US	46	5,960.30	691.12	1,570.00	1,200.00	660.00	1,375.00	464.18
Providence University		Taiwan	47	5,949.51	699.28	1,845.00	1,275.00	550.00	1,056.00	524.23
Georgia Institute of Technology		US	48	5,942.17	333.69	1,815.00	1,425.00	725.00	1,075.00	568.48
National Yunlin University of Science & Technolog		Taiwan	49	5,909.86	759.04	1,670.00	1,200.00	685.00	1,200.00	395.82
University of Lausanne		Switzerland	50	5,897.84	555.05	1,580.00	1,425.00	490.00	1,325.00	522.79
University of Newcastle upon Tyne		UK	51	5,843.06	492.60	1,520.00	1,425.00	750.00	1,200.00	455.46
University of Szeged		Hungary	52	5,831.74	593.06	1,445.00	1,200.00	750.00	1,425.00	418.68
University of Groningen		Netherlands	53	5,829.96	425.76	1,210.00	1,500.00	750.00	1,425.00	519.20
University of Bremen		Germany	54	5,824.26	403.43	1,425.00	1,200.00	825.00	1,550.00	420.83
Queen's University of Belfast		UK	55	5,809.62	455.23	1,460.00	1,200.00	625.00	1,575.00	494.39
Tamkang University		Taiwan	56	5,776.46	613.71	1,250.00	1,275.00	1,000.00	1,156.00	481.75
Appalachian State University		US	57	5,752.31	589.66	1,530.00	1,575.00	375.00	1,150.00	532.65
University of Limerick		Ireland	58	5,747.85	825.71	1,270.00	1,575.00	1,000.00	900.00	177.14
Institut Teknologi Bandung		Indonesia	59	5,730.63	688.82	1,360.00	1,425.00	875.00	900.00	481.81
Eindhoven University of Technology		Netherlands	60	5,725.15	773.50	1,395.00	1,350.00	870.00	850.00	486.65
Brandenburgische Technische Universitat		Germany	61	5,715.40	379.00	1,615.00	1,350.00	1,000.00	900.00	471.40


















University	Country	Country Name	Ranking	Total Score	Setting And Infrastructure	Energy and Climate Change	Waste	Water	Transportation	Educator
Cottbus										
Indian Institute of Technology Madras		India	62	5,678.30	713.12	1,235.00	1,425.00	935.00	1,125.00	245.18
La Trobe University		Australia	63	5,665.28	474.52	1,260.00	1,425.00	950.00	1,125.00	430.76
National Cheng Kung University		Taiwan	64	5,647.14	591.98	1,410.00	1,425.00	750.00	1,000.00	470.16
Universidad Nacional de Colombia		Columbia	65	5,600.59	606.97	1,295.00	1,500.00	740.00	775.00	683.62
Flinders University		Australia	66	5,599.34	720.57	1,100.00	1,350.00	625.00	1,450.00	353.77
Rochester Institute of Technology		US	67	5,599.02	115.36	1,695.00	1,350.00	875.00	1,100.00	463.66
Bond University		Australia	68	5,536.60	691.68	1,460.00	1,350.00	925.00	600.00	509.92
Altai State University		Russia	69	5,518.13	864.73	1,160.00	975.00	700.00	1,425.00	393.40
Universidade Federal de Lavras		Brazil	70	5,516.65	501.65	1,195.00	1,500.00	1,000.00	650.00	670.00
Maharakham University		Thailand	71	5,471.71	515.99	1,445.00	1,050.00	750.00	1,125.00	585.72
University of Twente		Netherland	72	5,470.75	619.16	1,200.00	1,125.00	625.00	1,300.00	601.59
University of Texas Austin		US	73	5,470.06	571.98	935.00	1,350.00	835.00	1,300.00	478.08
Stevens Institute of Technology		US	74	5,455.81	396.57	1,310.00	1,575.00	1,000.00	750.00	424.24
Ocean University of China		China	75	5,445.94	733.73	1,135.00	825.00	750.00	1,325.00	677.21
Universidad Nacional Autonoma de Mexico		Mexico	76	5,441.89	703.60	1,160.00	975.00	875.00	1,175.00	553.29
Simon Fraser University		Canada	77	5,434.94	607.74	1,250.00	1,050.00	625.00	1,375.00	527.20
Petrozavodsk State University		Russia	78	5,427.46	625.00	1,250.00	900.00	875.00	1,325.00	452.46

















University	Country	Country Name	Ranking	Total Score	Setting And Infrastructure	Energy and Climate Change	Waste	Water	Transportation	Educator
Yamaguchi University		Japan	79	5,395.47	661.24	1,260.00	1,050.00	450.00	1,550.00	424.23
Dublin City University		Ireland	80	5,366.39	650.89	1,695.00	1,350.00	875.00	475.00	320.50
Universitat Politcnica de Catalunya BarcelonaTech		Spain	81	5,356.32	510.56	1,260.00	1,275.00	730.00	925.00	655.76
Universitas Negeri Semarang		Indonesia	82	5,323.93	734.77	1,235.00	1,200.00	550.00	1,075.00	529.16
Chiba University		Japan	83	5,299.46	539.56	1,610.00	1,200.00	725.00	825.00	399.90
University of Dundee		UK	84	5,289.72	358.00	1,210.00	1,425.00	625.00	1,200.00	471.72
Ecole Polytechnique Federale de Lausanne		Switzerland	85	5,264.50	443.93	1,170.00	1,275.00	1,000.00	875.00	500.57
Technische Universitat Freiberg		Germany	86	5,254.06	482.10	1,120.00	1,500.00	975.00	600.00	576.96
Feng Chia University		Taiwan	87	5,230.51	378.01	1,555.00	1,275.00	375.00	1,256.00	391.50
Universitat Autnoma de Barcelona		Spain	88	5,229.19	501.17	1,545.00	1,350.00	252.50	1,100.00	480.52
Chienkuo Technology University		Taiwan	89	5,206.77	404.05	1,545.00	1,500.00	380.00	925.00	452.72
Universita Ca Foscari Venezia		Italy	90	5,199.74	226.89	1,350.00	1,200.00	750.00	1,000.00	672.85
Politecnico di Milano		Italy	91	5,195.08	473.76	1,220.00	1,425.00	625.00	800.00	651.32
University of Debrecen		Hungary	92	5,187.94	634.58	1,295.00	1,125.00	1,000.00	775.00	358.36
Pontifical Catholic University of Rio De Janeiro		Brazil	93	5,177.21	709.24	795.00	1,350.00	625.00	1,150.00	547.97
University of South Brittany		France	94	5,162.48	529.27	1,270.00	1,125.00	875.00	825.00	538.21











University	Country	Country Name	Ranking	Total Score	Setting And Infrastructure	Energy and Climate Change	Waste	Water	Transportation	Educator
Universidade De Santiago De Compostela		Spain	95	5,156.59	499.26	1,295.00	1,425.00	750.00	700.00	487.33
Southern Utah University		US	96	5,148.60	302.00	1,380.00	1,200.00	995.00	825.00	446.60
University of California, Riverside		US	97	5,126.40	438.45	1,175.00	1,125.00	750.00	1,225.00	412.95
Islamic University of Gaza		Palestine	98	5,120.33	615.00	1,235.00	1,275.00	550.00	1,075.00	370.33
Universitat Duisburg Essen		Germany	99	5,115.01	320.01	1,285.00	1,425.00	500.00	1,100.00	485.00
Loyola Marymount University		US	100	5,110.17	314.88	1,285.00	1,425.00	1,000.00	525.00	560.29
Universidade de Sao Paulo		Brazil	101	5,099.09	1,067.17	850.00	1,425.00	625.00	625.00	506.92
Murray State University		US	102	5,085.00	593.51	660.00	1,350.00	875.00	1,350.00	256.49
Taiwan Hospitality & Tourism College		Taiwan	103	5,075.33	566.76	750.00	1,500.00	950.00	925.00	383.57
University of Lodz		Poland	104	5,069.91	530.13	1,325.00	1,125.00	865.00	700.00	524.78
University of Oregon		US	105	5,057.00	576.71	1,620.00	825.00	1,000.00	625.00	410.29
Institut Teknologi Sepuluh Nopember		Indonesia	106	5,037.91	409.43	1,395.00	1,125.00	875.00	675.00	558.48
Technische Universität Wien		Austria	107	4,989.36	46.50	1,455.00	900.00	750.00	1,325.00	512.86
University of York		UK	108	4,986.59	409.92	1,335.00	825.00	625.00	1,275.00	516.67
Hokkaido University		Japan	109	4,985.44	764.62	1,145.00	1,275.00	170.00	1,150.00	480.82
University of North Texas		US	110	4,982.68	594.01	1,620.00	1,275.00	265.00	975.00	253.67
An-Najah National University		Palestine	111	4,971.12	451.12	1,270.00	675.00	750.00	775.00	1,050.00













University	Country	Country Name	Ranking	Total Score	Setting And Infrastructure	Energy and Climate Change	Waste	Water	Transportation	Educator
University of Tokushima		Japan	112	4,969.01	478.54	1,450.00	900.00	830.00	775.00	535.47
Webster University		US	113	4,966.18	676.10	700.00	1,500.00	750.00	875.00	465.08
City University London		UK	114	4,955.00	140.00	1,185.00	1,275.00	875.00	700.00	780.00
Universitas Bengkulu		Indonesia	115	4,945.40	570.12	1,210.00	975.00	875.00	675.00	640.28
University of Canterbury		New Zeland	116	4,937.30	517.60	1,025.00	1,425.00	625.00	725.00	619.70
University de Versailles Saint Quentin en Yvelines		France	117	4,932.62	594.62	1,270.00	1,200.00	500.00	825.00	543.00
Manipal University		India	118	4,914.51	354.81	885.00	1,350.00	1,000.00	1,225.00	99.70
Technische Universitat Dresden		Germany	119	4,906.29	277.00	1,260.00	1,425.00	875.00	659.00	410.29
Riga Technical University		Latvia	120	4,883.48	517.78	1,445.00	1,200.00	615.00	675.00	430.70
University del Salento (ex-Lecce)		Italy	121	4,880.97	395.00	1,195.00	1,500.00	125.00	1,150.00	515.97
University of Amsterdam		Netherland	122	4,843.69	475.00	1,195.00	1,275.00	500.00	900.00	498.69
University of Ioannina		Greece	123	4,790.51	608.89	920.00	1,425.00	250.00	1,100.00	486.62
University of Graz		Austria	124	4,789.35	170.00	1,160.00	1,200.00	590.00	1,250.00	419.35
Universitas Lampung		Indonesia	125	4,784.03	644.90	1,285.00	1,050.00	400.00	800.00	604.13
University of Gothenburg		Sweden	126	4,780.34	251.91	1,215.00	1,425.00	500.00	825.00	563.43
University of Valencia		Spain	127	4,774.86	564.91	1,320.00	1,050.00	625.00	475.00	739.95
Tampere University of Technology		Finland	128	4,746.88	299.92	1,045.00	1,575.00	1,000.00	700.00	126.96





University	Country	Country Name	Ranking	Total Score	Setting And Infrastructure	Energy and Climate Change	Waste	Water	Transportation	Educator
Blekinge Institute of Technology		Sweden	129	4,727.98	220.00	1,635.00	1,200.00	500.00	750.00	422.98
Universitas Sanata Dharma		Indonesia	130	4,718.05	428.05	985.00	1,200.00	875.00	525.00	705.00
Aalborg University		Denmark	131	4,713.81	428.81	825.00	1,425.00	875.00	675.00	485.00
University Babeş Bolyai		Romania	132	4,703.15	670.22	1,175.00	900.00	600.00	1,000.00	357.93
Universitas Islam Indonesia		Indonesia	133	4,678.94	611.22	1,275.00	900.00	400.00	1,275.00	217.72
American University of Beirut (AUB)		Lebanon	134	4,662.23	344.93	1,085.00	1,275.00	625.00	1,025.00	307.30
University of Navarra		Spain	135	4,632.82	510.46	875.00	975.00	750.00	1,100.00	422.36
Universitas Surabaya		Indonesia	136	4,607.66	701.24	910.00	1,050.00	500.00	925.00	521.42
Universite de Liege		Belgium	137	4,604.28	796.49	985.00	1,125.00	750.00	600.00	347.79
Universidad de los Andes		Columbia	138	4,597.38	487.87	935.00	975.00	750.00	1,000.00	449.51
Universiti Teknologi Malaysia		Malaysia	139	4,586.22	579.56	925.00	1,125.00	875.00	775.00	306.66
Taipei Medical University		Taiwan	140	4,576.69	259.00	1,185.00	1,425.00	725.00	550.00	432.69
Kyoto University		Japan	141	4,569.96	334.96	1,010.00	1,125.00	70.00	1,325.00	705.00
Indian Institute of Technology Bombay (IITB)		India	142	4,507.57	735.50	1,060.00	975.00	625.00	1,000.00	112.07
Czech Technical University in Prague		Czech Republic	143	4,495.97	535.72	985.00	975.00	750.00	825.00	425.25
Sabanci University		Turkey	144	4,495.76	506.56	885.00	1,575.00	625.00	525.00	379.20
Universita degli Studi di Bari Aldo Moro		Italy	145	4,494.85	684.22	1,185.00	1,425.00	0.00	1,000.00	200.63
*Acadia University		Canada	146	4,494.29	586.46	885.00	1,200.00	750.00	650.00	422.83

University	Country	Country Name	Ranking	Total Score	Setting And Infrastructure	Energy and Climate Change	Waste	Water	Transportation	Educator
University of Wuerzburg		Germany	147	4,483.06	547.77	975.00	1,425.00	625.00	500.00	410.29
Erasmus University Rotterdam		Netherland	148	4,475.17	203.00	1,295.00	1,050.00	625.00	1,025.00	277.17
University of Hull		UK	149	4,464.80	697.61	1,435.00	525.00	1,000.00	325.00	482.19
Toyohashi University of Technology		Japan	150	4,457.49	658.49	735.00	1,350.00	875.00	400.00	439.00
United Arab Emirates University		United Arab Emirates	151	4,442.52	809.48	735.00	1,050.00	625.00	1,125.00	98.04
Tomsk Polytechnic University		Russia	152	4,409.24	531.00	1,385.00	525.00	575.00	900.00	493.24
Pontificia Universidad Catolica del Peru		Peru	153	4,344.38	583.82	875.00	825.00	850.00	725.00	485.56
Universitas Gunadarma		Indonesia	154	4,317.36	240.00	1,310.00	1,200.00	575.00	725.00	267.36
Universitas Terbuka		Indonesia	155	4,248.82	530.92	1,285.00	900.00	625.00	800.00	107.90
Osaka University		Japan	156	4,248.49	475.20	885.00	1,050.00	250.00	1,175.00	413.29
Okayama University		Japan	157	4,198.37	716.03	1,010.00	975.00	500.00	725.00	272.34
Stockholm University		Sweden	158	4,191.73	219.00	900.00	1,350.00	500.00	1,100.00	122.73
Alpen Adria Universitat Klagenfurt		Austria	159	4,190.14	275.00	985.00	1,200.00	375.00	1,100.00	255.14
Universiti Malaya, Malaysia		Malaysia	160	4,186.38	758.18	1,010.00	1,200.00	50.00	800.00	368.20
Christian Albrechts Universitat zu Kiel		Germany	161	4,154.96	601.63	810.00	900.00	435.00	875.00	533.33
Copenhagen Business School		Denmark	162	4,129.23	137.94	1,250.00	900.00	875.00	600.00	366.29
Universidad Autonoma de		Mexico	163	4,100.07	542.64	975.00	900.00	675.00	575.00	432.43

University	Country	Country Name	Ranking	Total Score	Setting And Infrastructure	Energy and Climate Change	Waste	Water	Transportation	Educator
Nuevo Leon										
King Abdul Aziz University (KAU)		Saudi Arabia	164	4,079.92	393.53	885.00	525.00	940.00	800.00	536.39
Universidad Industrial de Santander		Columbia	165	4,072.42	477.08	850.00	1,125.00	650.00	575.00	395.34
Universitas Diponegoro		Indonesia	166	4,072.02	575.52	910.00	675.00	575.00	925.00	411.50
Malardalen University		Sweden	167	4,065.29	165.00	1,085.00	1,200.00	0.00	1,175.00	440.29
University of Illinois, Chicago (UIC)		US	168	4,063.57	533.34	925.00	900.00	625.00	625.00	455.23
Universidad de Jaen		Spain	169	3,983.53	519.77	835.00	825.00	625.00	600.00	578.76
Polytechnic University of Turin		Italy	170	3,983.11	424.53	1,445.00	450.00	750.00	525.00	388.58
University of Arkansas Fayetteville		US	171	3,934.67	521.00	1,050.00	975.00	500.00	475.00	413.67
Charles Darwin University		Australia	172	3,922.38	772.09	910.00	975.00	500.00	625.00	140.29
University of Pardubice		Czech Republic	173	3,891.94	562.31	1,350.00	825.00	750.00	325.00	79.63
Ben Gurion University of The Negev		Israel	174	3,882.33	456.89	1,180.00	987.00	395.00	666.00	197.44
King Mongkut's University of Technology North Bang		Thailand	175	3,867.24	370.47	810.00	750.00	625.00	800.00	511.77
CUNY Brooklyn College		US	176	3,844.49	101.31	960.00	1,050.00	625.00	700.00	408.18
Institut Teknologi Telkom		Indonesia	177	3,833.22	667.93	925.00	675.00	625.00	800.00	140.29
Universidade Federal de Sao Paulo		Brazil	178	3,808.41	630.33	525.00	1,050.00	625.00	550.00	428.08
University of Kwazulu-Natal		South Africa	179	3,779.84	641.76	850.00	750.00	500.00	575.00	463.08

University	Country	Country Name	Ranking	Total Score	Setting And Infrastructure	Energy and Climate Change	Waste	Water	Transportation	Educator
University of the South Pacific		Fiji	180	3,763.94	428.94	895.00	750.00	500.00	625.00	565.00
Hong Kong Polytechnic University		Hong Kong	181	3,757.93	388.07	735.00	825.00	1,000.00	325.00	484.86
Mykolas Romeris University		Lithuania	182	3,743.67	579.46	700.00	900.00	1,000.00	425.00	139.21
Can Tho University		Vietnam	183	3,730.80	844.72	875.00	675.00	735.00	425.00	176.08
Peoples' Friendship University of Russia		Russia	184	3,729.63	800.25	675.00	600.00	625.00	875.00	154.38
Universitas Negeri Jember		Indonesia	185	3,681.93	503.65	925.00	900.00	150.00	600.00	603.28
Pontificia Universidade Catolica do Rio Grande do		Brazil	186	3,681.63	507.39	1,310.00	750.00	375.00	325.00	414.24
Universitas Pancasila		Indonesia	187	3,655.31	685.02	710.00	600.00	625.00	625.00	410.29
Roskilde University		Denmark	188	3,654.18	489.50	1,050.00	600.00	500.00	475.00	539.68
Universidade Federal de Pernambuco		Brazil	189	3,582.21	447.57	870.00	900.00	625.00	625.00	114.64
Saint Petersburg State University		Russia	190	3,565.24	680.54	775.00	600.00	625.00	775.00	109.70
University of North Carolina Wilmington		US	191	3,554.39	363.42	875.00	825.00	500.00	725.00	265.97
Universitas Muhammadiyah Surakarta		Indonesia	192	3,551.35	819.09	1,160.00	600.00	125.50	700.00	146.76
Universita Politecnica delle Marche		Italy	193	3,546.86	369.33	835.00	1,425.00	500.00	250.00	167.53
Obuda University (Budapest Polytechnic)		Hungary	194	3,528.34	366.13	835.00	1,050.00	500.00	400.00	377.21
Burapha University		Thailand	195	3,514.10	538.91	1,075.00	900.00	175.00	675.00	150.19

University	Country	Country Name	Ranking	Total Score	Setting And Infrastructure	Energy and Climate Change	Waste	Water	Transportation	Educator
Universita degli Studi di Trieste		Italy	196	3,502.99	417.46	585.00	900.00	750.00	706.00	144.53
University of Tennessee at Martin		US	197	3,481.40	762.81	910.00	675.00	490.00	225.00	418.59
Dublin Institute of Technology		Ireland	198	3,448.27	84.00	1,085.00	825.00	625.00	425.00	404.27
Universitas Sriwijaya		Indonesia	199	3,400.38	809.38	610.00	600.00	625.00	475.00	281.00
University of Brawijaya		Indonesia	200	3,350.99	372.75	910.00	900.00	585.00	425.00	158.24
Universitas Taruma Negara		Indonesia	201	3,330.55	674.98	810.00	675.00	275.00	550.00	345.57
Pontificia Universidad Catolica de Chile		Chile	202	3,183.88	366.10	720.00	600.00	500.00	525.00	472.78
Universite Catholique de Louvain		Belgium	203	3,170.23	503.54	700.00	825.00	50.00	609.00	482.69
University of Latvia		Latvia	204	3,135.54	771.26	660.00	450.00	500.00	625.00	129.28
Universite de Valenciennes et du Hainaut Cambresis		France	205	2,984.91	623.62	525.00	450.00	500.00	475.00	411.29
Eotvos Lorand University (University of Budapest)		Hungary	206	2,964.82	524.53	450.00	600.00	0.00	925.00	465.29
Universitas Tanjungpura		Indonesia	207	2,930.16	314.95	550.00	750.00	625.00	425.00	265.21
Cracow University of Technology		Poland	208	2,864.05	676.62	550.00	600.00	500.00	400.00	137.43
Bilkent University		Turkey	209	2,856.84	545.81	685.00	525.00	500.00	525.00	76.03
Johannes Kepler University of Linz		Austria	210	2,826.23	399.50	300.00	975.00	500.00	425.00	226.73
Universitas Atma Jaya Yogyakarta		Indonesia	211	2,819.65	414.31	1,220.00	450.00	125.00	400.00	210.34

University	Country	Country Name	Ranking	Total Score	Setting And Infrastructure	Energy and Climate Change	Waste	Water	Transportation	Educator
Universitas Kristen Petra		Indonesia	212	2,814.17	246.54	685.00	675.00	875.00	225.00	107.63
Universitas Syiah Kuala		Indonesia	213	2,636.19	704.47	775.00	375.00	250.00	350.00	181.72
Universitas Riau		Indonesia	214	2,634.17	727.85	550.00	450.00	250.00	550.00	106.32
Universitas Pelita Harapan		Indonesia	215	1,856.67	535.27	375.00	450.00	15.00	375.00	106.40

*: *Data is taken from 2010*

Copyright © 2010 - 2013 [Universitas Indonesia.](#)